













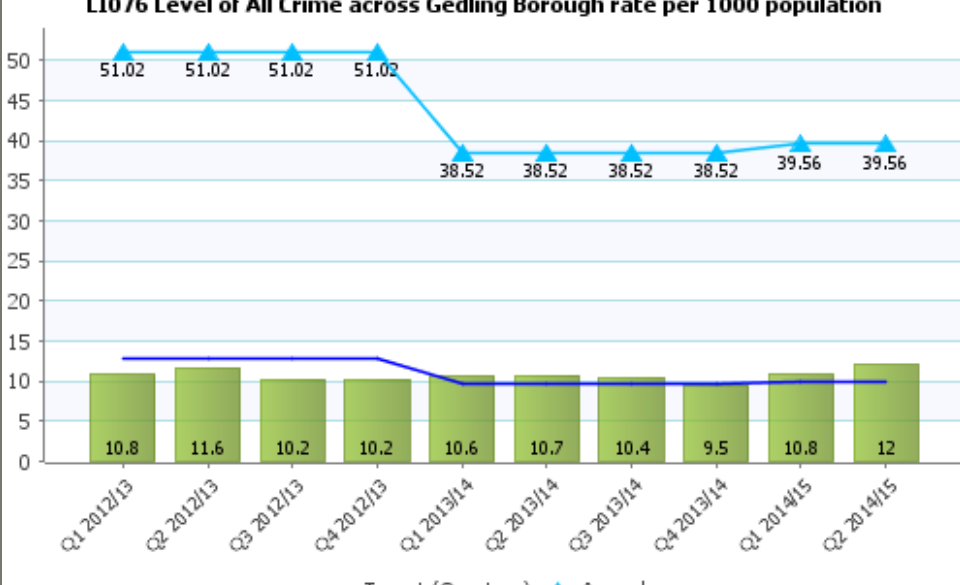


## Portfolio Owners Public Protection and Communications Portfolio




Report prepared 13 November 2014

### Indicators

PI Status		Long Term Trends		Short Term Trends	
	Alert		Improving		Improving
	Warning		No Change		No Change
	OK		Getting Worse		Getting Worse
	Unknown				
	Data Only				

LI076 Level of All Crime across Gedling Borough rate per 1000 population																																				
Managed By	Andy Callingham	Status																																		
Current Value	Current Target	Trend compared to last period	Trend compared to year ago																																	
12	9.89																																			
Latest Note	Year to date there have been 2591 crimes recorded in the Borough, 1365 of which were recorded during quarter 2. This reflects an increase of 7.2% (174 more crimes) than the same period 2013-2014. The greatest increase is in violence, auto crime, sexual crimes and those recorded as "other".																																			
Performance against target	<div>LI076 Level of All Crime across Gedling Borough rate per 1000 population</div>  <table><caption>LI076 Level of All Crime across Gedling Borough rate per 1000 population</caption><thead><tr><th>Quarter</th><th>Target (Quarters)</th><th>Annual</th></tr></thead><tbody><tr><td>Q1 2012/13</td><td>12.8</td><td>51.02</td></tr><tr><td>Q2 2012/13</td><td>13.6</td><td>51.02</td></tr><tr><td>Q3 2012/13</td><td>10.2</td><td>51.02</td></tr><tr><td>Q4 2012/13</td><td>10.2</td><td>51.02</td></tr><tr><td>Q1 2013/14</td><td>10.6</td><td>38.52</td></tr><tr><td>Q2 2013/14</td><td>10.7</td><td>38.52</td></tr><tr><td>Q3 2013/14</td><td>10.4</td><td>38.52</td></tr><tr><td>Q4 2013/14</td><td>9.5</td><td>38.52</td></tr><tr><td>Q1 2014/15</td><td>10.8</td><td>39.56</td></tr><tr><td>Q2 2014/15</td><td>12</td><td>39.56</td></tr></tbody></table> <div>— Target (Quarters) ▲ Annual</div>			Quarter	Target (Quarters)	Annual	Q1 2012/13	12.8	51.02	Q2 2012/13	13.6	51.02	Q3 2012/13	10.2	51.02	Q4 2012/13	10.2	51.02	Q1 2013/14	10.6	38.52	Q2 2013/14	10.7	38.52	Q3 2013/14	10.4	38.52	Q4 2013/14	9.5	38.52	Q1 2014/15	10.8	39.56	Q2 2014/15	12	39.56
Quarter	Target (Quarters)	Annual																																		
Q1 2012/13	12.8	51.02																																		
Q2 2012/13	13.6	51.02																																		
Q3 2012/13	10.2	51.02																																		
Q4 2012/13	10.2	51.02																																		
Q1 2013/14	10.6	38.52																																		
Q2 2013/14	10.7	38.52																																		
Q3 2013/14	10.4	38.52																																		
Q4 2013/14	9.5	38.52																																		
Q1 2014/15	10.8	39.56																																		
Q2 2014/15	12	39.56																																		

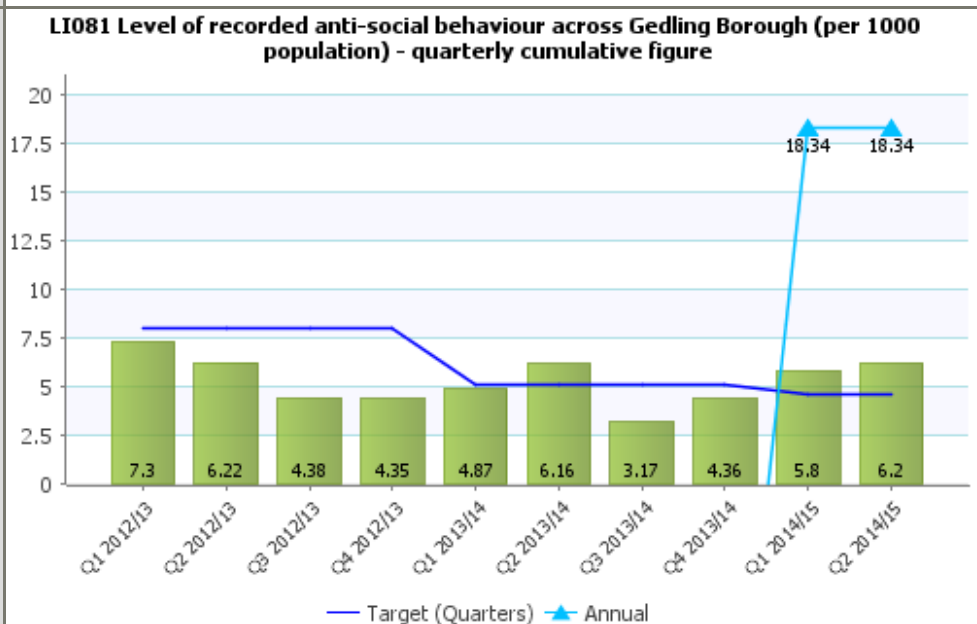
# LI081 Level of recorded anti-social behaviour across Gedling Borough (per 1000 population) - quarterly cumulative figure

Managed By	Andy Callingham	Status	
Current Value	Current Target	Trend compared to last period	Trend compared to year ago
6.2	4.59		






## Latest Note






ASB is recording a year to date increase of 7.2% when compared to the same period the previous year. During quarter 2 there were a total of 701 recorded incidents.

## Performance against target



# Actions

Action Status	
	Cancelled
	Overdue; Neglected
	Unassigned; Check Progress
	Not Started; In Progress; Assigned
	Completed

Title	Managed By	Status	Completion Date	Progress Bar	Notes
Implement Internal Communications strategy	Caroline Newson; Carolynne Watson		31-Mar-2015	<div><div>25%</div></div>	
Increase the number, range and take up of services available online	Mark Lane		31-Mar-2015	<div><div>50%</div></div>	<p>Following the introduction of Individual Electoral Registration, Customers can now register on Line using facilities provided by Central Government</p> <p>Customers using the Council's Personal Search Service can now submit search enquiries on line</p> <p>Customers can now report details of Uncollected Bins on line</p> <p>Customers can now use their smart phones to report incidents requiring attention for example environmental crime such as graffiti, fly-tipping</p>
Implement and embed an updated Customer Services Charter	Mark Lane		31-Mar-2015	<div><div>0%</div></div>	
Deliver Gedling Borough Council's contribution to the activities and plans co-ordinated through South Nottinghamshire Community Safety Partnership	Andy Callingham		31-Mar-2015	<div><div>30%</div></div>	
Implement a range of activities to embed the Council's new Community Protection Policy	Andy Callingham		31-Mar-2015	<div><div>51%</div></div>	No further activity required through the summer